



Copy Editor:  
Dixie Tenny, KPA-CTP, CPDT-KA

Editor In Chief:  
Linda Medlin

**Mailing Address:**  
**P. O. Box 434071**  
**St. Louis, MO 63143**

Phone:  
314-832 DOGS (3647)  
questions@gsltc.org  
www.gsltc.org

Classes Held At:  
Shrewsbury Community  
Center  
5200 Shrewsbury Ave  
Shrewsbury, MO

### Editor's Corner

Linda Medlin, Editor

So much is happening during this time of the year. Our club trial, our upcoming awards banquet,, election of a new board and officers!!

It's a busy time but an exciting time. If you are not involved in the club's activities, won't you think about how you can contribute?? There are always many ways for members to help. Don't ever think that you have nothing to contribute!! Everyone has abilities and talents.

Please consider how you might help. Your club needs you!!!

And a huge THANK YOU to all those members that have so willing devoted their time and talents to all the events going on now. You are the life-blood of our club!!!!!!!

# Obediently Yours

## GREATER ST LOUIS TRAINING CLUB

Building the bond—one click at a time

Volume III, Issue 3

Obediently Yours

May/June 2011

In addition to our new mission statement, we have a new club motto:  
"Building the bond—one click at a time."

As a nonprofit organization, our existence is defined by our mission statement. In the months ahead, the board will be evaluating all its plans, goals, objectives, and programs in accordance with the club's mission statement and in accordance with its long term strategic plan. It's an exciting time for our club. Yes, there will be growing pains.

Yes, there will be lots of work ahead. Yes, there will be changes.

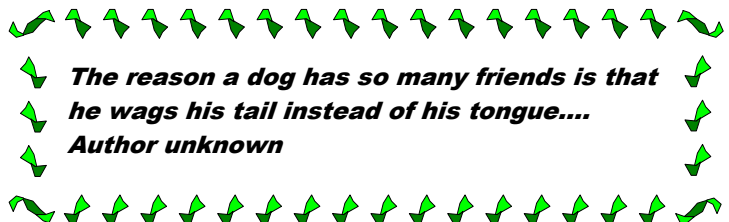
Dynamic organizations are ones that are constantly growing and evolving. It's a wise leadership that stays on top of current trends and reacts accordingly. It's not easy to change but change is inevitable. Just think how much our world has changed since the founding of our club. Looking back 60 years, there was a time when people didn't even have televisions sets much less computers, the internet, space travel and cell phones. Certainly, change is inevitable. We live in a very rapidly changing world. We must plan, to the best of our ability, for the next 60 years and for the future generations of "dog enthusiasts."

### Our Mission Statement:

Greater St. Louis Training Club is a non-profit organization that advocates and delivers innovative force-free canine training, sponsors events, and provides education for dog enthusiasts to advance the human-canine relationship.

Obediently Yours is now a bi-monthly publication. Below are the submission deadlines for the year 2011. Articles concerning "all things dogs" are being sought for the year. Please consider submitting articles on pet care for dogs including grooming, grooming products, dog food and treats, equipment reviews, articles on different dog breeds, members' bios, behavior, training, info on the AKC and our club and book reviews. And, as always, send in your brags and info on any new additions.

Submission deadlines:  
July/August 6/15/11  
Sept/October 8/15/11  
Nov/December 10/15/11

  
***The reason a dog has so many friends is that he wags his tail instead of his tongue....***  
***Author unknown***

**Suffix Title Abbreviations**

AJP	Excellent Agility Jumpers With Weaves "A" Preferred
AX	Agility Excellent
AXJ	Excellent Agility Jumper
AXP	Agility Excellent "A" Preferred
BN	Beginner Novice
CD	Companion Dog
CDX	Companion Dog Excellent
EE	Endurance Earthdog
FTC	FAST Century
FTCP	FAST Century Preferred
GN	Graduate Novice
GO	Graduate Open
HI	Herding Intermediate
HIAdsc	Herding Intermediate Course A (ducks, sheep, cattle)
HIBdsc	Herding Intermediate Course B (ducks, sheep, cattle)
HICs	Herding Intermediate Course C (sheep)
HS	Herding Started
HSAdsc	Herding Started Course A (ducks, sheep, cattle)
HSBdsc	Herding Started Course B (ducks, sheep, cattle)
HSCs	Herding Started Course C
HT	Herding Tested
HX	Herding Excellent
HXAdsc	Herding Advanced Course A (ducks, sheep, cattle)
HXBdsc	Herding Advanced Course B (ducks, sheep, cattle)
HXCc	Herding Advanced Course C (sheep)
JC	Junior Courser
JE	Junior Earthdog
JH	Junior Hunter
LCX	Lure Courser Excellent
MC	Master Courser
ME	Master Earthdog
MFP	Master Excellent FAST Preferred
MH	Master Hunter
MJP	Master Excellent Jumpers With Weaves "B" Preferred
MX	Master Agility Excellent
MXF	Master Excellent FAST
MXJ	Master Excellent Jumpers with Weaves
MXP	Master Agility Excellent "B" Preferred
NA	Novice Agility
NAJ	Novice Agility Jumper
NAP	Novice Agility Preferred
NF	Novice FAST
NFP	Novice FAST Preferred
NJP	Novice Jumpers With Weaves Preferred
OA	Open Agility
OAJ	Open Agility Jumper
OAP	Open Agility Preferred
OF	Open FAST
OFP	Open FAST Preferred
OGM	Obedience Grand Master
OJP	Open Jumpers With Weaves Preferred
OM	Obedience Master
PAX	Preferred Agility Excellent
PT	Pre-Trial Tested
RN	AKC Rally® Novice
RA	AKC Rally® Advanced
RE	AKC Rally® Excellent
RAE	AKC Rally® Advanced Excellent
SC	Senior Courser
SE	Senior Earthdog
SH	Senior Hunter
TD	Tracking Dog
TDX	Tracking Dog Excellent
UD	Utility Dog
UDX	Utility Dog Excellent
VCD1(2)(3)(4)	Versatile Companion Dog 1, 2, 3, 4
VER	Versatility
VST	Variable Surface Tracking
XF	Excellent FAST
XFP	Excellent FAST Preferred

**Prefix Title Abbreviations**

AFC	Amateur Field Trial Champion
Ch.	Champion
CCH	Bench Show Champion
CT	Champion Tracker
CFC	Coonhound Field Champion
CGCH	Grand Champion
CGF	Grand Field Champion
CGN	Grand Nite Champion
CGW	Grand Water Race Champion
CNC	Nite Champion
CSG	Supreme Grand Champion
CSGF	Supreme Grand Field Champion
CSGN	Supreme Grand Nite Champion
CSGW	Supreme Grand Water Race Champion
CWC	Water Race Champion
CWSG	World Show Champion
DC	Dual Champion
FC	Field Champion
GCH	Grand Champion
GDSC	Gun Dog State Champion
HC	Herding Champion
MACH	Master Agility Champion
NAC	National Agility Champion
NAFC	National Amateur Field Champion
NAGDC	National Amateur Gundog Champion
NFC	National Field Champion
NGDC	National Gundog Champion
NOC	National Obedience Champion
NOGDC	National Open Gun Dog Champion
OTCH	Obedience Trial Champion
RGDSC	Retrieving Gun Dog Stake Champion
TC	Triple Champion
VCCH	Versatile Companion Champion
WNC	World Nite Champion

- ◆ ***The key words in training are persistence, confidence and consistency.***
- ◆ ***A well-behaved dog is a joy to own and a definite source of pride***
- ◆ ***A well-trained dog feels happier and more secure.***

***Quotes from AKC The Complete Dog Book***

## MEMBER'S BIO CORNER

### Barb Kohner, Board Member and Trainer

#### What classes do you teach?

In addition to the Trainer's Course with Lucy Bailey, I assist in puppy and foundation manners classes. In the past, when we offered dogs with issues, I assisted in those, both shy dog and reactive dog.

#### Tell us about your family.

My husband is an attorney; works as an administrative law judge focused on Workers Compensation. We have one son who is 21 and is in college, majoring in computers...gets that from my husband, certainly not me...

#### What pets do you have?

A 10 year old Brittany Beagle named Sam; 15 and 17 year old cats; we are in the process of adopting another dog.

#### What is your occupation?

I am a clinical psychologist and work at St. Louis Learning Disabilities Association. I work with children who have learning and attention issues and with their teachers and parents.

#### How, when, why did you get interested in the club, obedience training, other events with your pups?

When we adopted Sam, I took some obedience classes at Kennelwood. Sam is a wonderful dog (aren't all our dogs!), but has his issues. He is easily scared and overloaded by all sorts of things...fireworks terrify him (not a surprise), but he is also scared of the rice cooker, the beep on my son's watch, boiling water, the toaster oven, etc., etc. Several years ago, I was visiting my best friend in Austin, Texas and we went to a seminar sponsored by the trainer she works with...the presentation was about a positive training approach, how to "read" dog's body language and work with your dog. I was very impressed and asked the trainer there if she knew of anyone in St. Louis who believed in these approaches. She did not, but told me that when I was looking for someone, I should ask what kind of collars they required. Seemed like an odd question at the time, but turns out to be a good "short cut" way of beginning to understand someone's philosophy. I found Greater and brought Sam to classes. We worked through several classes and he earned his CGC. I was very impressed with the approaches and outlook of all the trainers I met, took the trainers course, and became more involved. Again, the philosophy underlying training the dogs (and people) is what I believe and try to do with the children I work with-- a belief that negative behavior is not based in stubbornness or willfulness or an attempt to be "alpha" and "dominant." Rather, it is a function of some combination of not understanding (the "cue" is not clear), inappropriate expectations ("too big a step"), confusion, or fear/anxiety...our job is to understand the situation from the dog's (or child's) point of view and help the adults who work with them know how to teach them more effectively. Not an easy task, but I appreciate how so many people I've met in this club have this intuitive understanding.

#### What are your thoughts concerning the direction of the club?

I think we have an incredible foundation of dedicated, knowledgeable trainers who are always wanting to learn more. I want to solidify what we have...providing ongoing "continuing education" for the trainers we have and continuing to train new people. I also want to build on our foundation, expanding our class offerings, both in terms of the kinds of classes we offer (puppies, foundation manners, CGC, tricks and Rally/ Obedience, ??-- teaching all the "regular" skills offered in these kinds of classes, but doing it using positive training approaches) as well as in times/locations. Getting our Dogs with Issues program up and running on a regular basis is important to me; I gather that these classes are unique in this area and thus, this "niche" not only provides us an opportunity to help dogs but also is a way to make the community more aware of us and our philosophy. I am also very interested in developing a program to work with shelters, helping to hone the skills of the volunteers there, both to make the lives of the dogs more comfortable and to facilitate their adoption (a calm, responsive dog should be more adoptable). On the membership survey that we completed as part of our strategic planning process, these are all areas that our members indicated were important to them; that's why this club feels like "home" to me. The challenge, of course, is doing all these things without burning out our people.


#### What are your thoughts, goals, etc. concerning your new position as Director of Training?

I guess that reflects my interests as a member of the club, although I think the other activities--the trial, social activities, etc. are important. I am probably not ever going to compete in an obedience trial, but I admire those who do...something Val said about obedience trials in one of our strategic planning meetings resonated with me...working with people who are interested in competitive obedience is an opportunity to demonstrate that the philosophy of training that we believe in will result in a "successfully trained" dog who is also happy and excited about performing... another way of trying to "change the world..." and help people learn to interact with other living things in a positive, "force free" way...I know I'm being a little much about all this, although I have to admit that in my better (crazy) moments, I think if people really understood and believed in these principles, it would go a long way towards making the world a better place.

*Dogs are not our whole life, but they make our lives whole.*  
- Roger Caras

## Wags & Brags and New Kids In Town

This is picture of Andre and me after his first time in a ring of any kind. We attended the Mixed Breed Club show n go at Westinn Kennels on April 30 and achieved qualifying score in Rally novice! We will be participating in the Rally novice ring at the GSLTC trial on May 21 and I will be stewarding (for the first time ever) in the Rally ring on Sunday the 22nd. My goal for Andre is to get his RN title by year's end. Wish us luck!  
Erin Wigginton




Thanks to everyone who helped with the CGC test today! It was a big success! Lots of new Canine Good Citizens, including my own Andre! If you'd have asked me a year ago if he'd ever pass a CGC test, I would've been doubtful. Thank God for clicker training and thank you, everyone who's helped with his training and overcoming anxieties!

Erin Wigginton

Today, May 15th, Angel received her 3rd Beginning Novice leg and her AKC BN title...Fran Beezley



I have a new kid in town: S'Posan's Serendipity, Sarah, is the daughter of my Gracie (Int. CH S'Posans Say G'Nite Gracie, RA, CAN RN, NAJ) and Trace (CH Tailormade Rough & Ready). Sarah was born on New Year's Eve and is the 9<sup>th</sup> generation of my breeding. Sarah is currently enrolled in the AKC STAR puppy class and will start her other formal training this summer. She is an answer to my dreams. I'm delighted to share our accomplishments: Emmy, (S'Posans Duplikate, AXP, AJP, RN, CAN RN, NFP) has earned 4 legs on her MXP, and 6 legs on her MJP, and has earned her first Double Q towards her PAX.



Thanks for letting me share! .. Sandy Roland-Grejtak S'Posans Cockers

From Lucy Bailey and Linda Schulte:

### Louisville, KY - March 2011

3/17 - Bones (WYSIWYG ASGWRN TYNNU) was Winners Dog over a professionally groomed and handled dog for 2 pts towards his AKC Championship.

By the fourth day, we were extremely happy that Del (WYSIWYG ARGLWYDDES DELYTH) stopped hopping around in the ring and began to trot although she continued to "jump over" the seams of duct tape holding down the carpeting!

### Waterloo, IA - April 2011

4/23 - Dodger (WYSIWYG SGAMIO CYFRWYS) was Winners Dog, Best of Winners for 2 pts, and Best of Breed.

In Rally Novice, four Welsh Terriers showed and qualified:

Hogyn (CH WYSIWYG-BAILEYWYC SYNDOD HOGYN RN) - earned second place

Tag (CH WYSIWYG BAILEYWYC DILYN FI RN JE) - earned fourth place

Dazzle (CH WYSIWYG TYWYNNU AR) - her first leg and third place

Dodger (WYSIWYG SGAMIO CYFRWYS) - his third leg and earned his title!

At the match after the regular show, Bones (WYSIWYG ASGWRN TYNNU) was best Welsh puppy, and then 1st place in the Terrier Puppy Group.

4/24 - Dodger (WYSIWYG SGAMIO CYFRWYS) was Winners Dog for 1 pt, Best Bred-By-Exhibitor and 2nd in Bred-By Group

In Rally Novice, three Welsh Terriers showed and qualified:

Hogyn (CH WYSIWYG-BAILEYWYC SYNDOD HOGYN RN) - earned third place

Tag (CH WYSIWYG BAILEYWYC DILYN FI RN JE) - earned second place

Dazzle (CH WYSIWYG TYWYNNU AR) - her second leg and fourth place

Cooper and Magic hit it out of the park at the ASSA National, April 2011, Purina Farms

While the Cardinals games were delayed by bad weather, nothing deterred Cooper and Magic from excelling at the ASSA National. They fulfilled all of my goals and exceeded them beyond my dreams.

Cooper hit his GRAND SLAM by being named the "Best All Around Shetland Sheepdog" for the ASSA 2011 National. He earned 16 points out of a possible 21 points. He earned the maximum points (4 points each) for agility, herding, obedience, and rally. He was not eligible for the points for conformation or the bonus point for showing in all five events. Magic tied for 3<sup>rd</sup> place with 13 points, quite amazing since she joined our household when she was almost 9 years old and we have been working together for only two years.

Here is a summary of our results for ASSA:

Cooper:

- Best All Around Shetland Sheepdog
- HIT Ducks
- Advanced Course A Ducks - 1<sup>st</sup> place
- Excellent B 12" Preferred JWW - 1<sup>st</sup> place
- Excellent B 12" Preferred Standard - 2<sup>nd</sup> place
- Utility B - qualifying score
- Open B - qualifying score
- Rally Excellent B - qualifying score

Magic:

- Best All Around Shetland Sheepdog - tied for 3<sup>rd</sup> place
- Started Course A Ducks - 1<sup>st</sup> place
- Excellent B 12" Preferred JWW - 3<sup>rd</sup> place
- Excellent B 12" Preferred Standard - 3<sup>rd</sup> place
- Rally Novice B - 4<sup>th</sup> place

Novice B (obedience) - qualifying score

This is not all that Cooper and Magic accomplished during 2011. Since the beginning of the year, Magic earned her Rally Novice and Beginner Novice titles. She is doing especially well in Rally Novice and has one perfect 100 score for 1<sup>st</sup> place and two 99 scores for two 2<sup>nd</sup> places (prior to ASSA). Cooper earned two legs for his Versatility Obedience title. In agility, Cooper finished his MJP and is close to finishing his MXP. He started back in Preferred last July, so he is moving along nicely. Magic has earned several legs for her MXP and MJP, too.

We went to Florida in February. The members of the Ocklocknee River Kennel Club in Tallahassee, FL liked Cooper so much that they included his photo in the highlights of their show. To see him enjoying his agility run, go to the ORKC web page and then go to EVENTS (<http://www.orkc.com/>).  
Janice Miller



Our Beauceron, Falcon Mes Yeux Vigilants, had a good weekend at the Decatur, Illinois cluster shows. On Friday April 29, he took First in his class (12-18 month old dogs) and Reserve Winners Dog. On Saturday, April 30, he took First in his class, Winners Dog, and Best of Opposite Sex, a 3-point major toward his championship. Not bad for an adolescent boy described by one judge as "a bundle of rubber bands." -- Dixie Tenny & Shane Whelan

***Children and dogs are as necessary to the welfare of the country as Wall Street and the railroads.*** ...- Harry Truman

## **LOOKING FORWARD TO THE AWARDS!**

**When and Where:** At the Annual Awards Banquet in June

**What: Top Dog and Top Novice Dog**

Awards for AKC Performance Titles:

**CD, CDX, UD, UDX, OTCH**

**NA, NAJ, NAP, NJP, OA, OAJ, OAP, OJP, AX, AXJ, AXP, AJP,**

**MJP, MXJ, MXP, MX, MACH**

**RN, RA, RE, RAE**

**TD, TDX, VST, CT**

**VCD1, 2, 3, and 4**

### **PLUS**

Awards for Earthdog, Lure Coursing, Hunting, Field Trials, Herding  
and other specialized AKC titles

### **PLUS**

Certificates for titles earned from other organizations  
(Please send copy of certificate or award.)

**Top Dog and Top Novice Dog** are based on a calendar year, January 1, 2010, through December 31, 2010. Send your first three qualifying CD scores or your first five qualifying Open/Utility scores with dates and show locations to me. (See below.)

**All other awards** are based on the club year, June 1, 2010 through May 31, 2011. Send show dates, scores and locations to me also. Include your dog's call name and registered name.

**Deadline** for having this information in my hands: June 2, 2011  
(This will allow you to finish titles on our trial weekend.)

Please note: Six hours of service to the club are required to receive an award. Please send hours of service to me when you send me your awards information.

Send award information to:

Val Smith

809 Cleveland

St. Louis, MO 63122

314-966-4210

tsavovz@aol.com

If you have already earned titles this year, please send your information now — or as soon as you get that last leg!! Please don't wait until the last minute!!!

**Looking forward to seeing you at the banquet, and please remember,  
June 2nd is the deadline for award information.**

## Annual GSLTC Awards Banquet

It's the end of the calendar year for the GSLTC and it's time to celebrate at our annual banquet. Nothing formal here. No long speeches. Just good times, good food and good company. Now's the time you can be yourself with other like-minded people without embarrassing your dog! This is also the time to give accolades to your fellow GSLTC members who will be receiving awards for various accomplishments throughout the 2010-2011 year. Please join us in the fun and camaraderie.

When? Sunday, June 12<sup>th</sup>, 2011 starting at 7:00 pm

Where? Guido's Tapas and Pizzeria

5046 Shaw Avenue

St. Louis, Missouri 63110

Menu? House Salad, Toasted Ravioli, Mostaccioli, Pasta con Broccoli,

Pizza – Soft drinks and iced tea provided

Cost? Members \$10 per person; Non-member guests \$15 per person

RSVP/Questions? Contact Dixie Tenny at [tenny525@yahoo.com](mailto:tenny525@yahoo.com) or Fran

Beezley at 314-832-2466.

### Hope to see you there!

---

Please return this, along with your check, to:

Dixie Tenny

6333 Alamo Ave.

St. Louis, MO 63105

YES, Dixie, I will be there!!!!

Name (s): \_\_\_\_\_

Contact information (phone or e-mail): \_\_\_\_\_

Amount enclosed (make checks payable to GSLTC) \_\_\_\_\_

## Our Pet Dog Classes by Lorraine Martinez

We offer five on-going pet dog training classes. Four very well attended puppy classes take place at the Shrewsbury Community Center. Three different adult dog basic manners classes are offered; two at the Shrewsbury Community Center and one at the Humane Society of Missouri. We also have a variety of advanced classes available to the public, including Rally Obedience, Tricks and Canine Good Citizen Preparation classes. In all these classes, our students get the opportunity to provide us with anonymous feedback about their experience. This gives them the chance to tell us what is going well and what we might need to improve. Not everyone gives us feedback although we encourage everyone to do so. We make the feedback anonymous so students can feel free to be candid with us. We also make the feedback easily available from our website so students can access it at any time. Since February we have been sending a request for feedback to all students who complete a training pass in our classes, even if they go on to purchase another. This way they can provide us with feedback even while they are still enrolled in classes.

Since January 2011, twenty-six students have taken the opportunity to provide us with feedback. This is only a 14% response rate so we are working to improve this rate and get more feedback from our students. In the meantime, the feedback we have gotten is promising and tells us that we are offering helpful classes.

One hundred percent are at least somewhat satisfied with the classes, and 82% of those are "very satisfied." Ninety-six percent are satisfied by the convenience of the classes we offer (the time they have to wait to get into the class, the time we offer classes and the location). One hundred percent are very satisfied with the flexibility of our classes. They enjoy the format so that they don't feel like they fall behind if they miss a class and they can easily make up a class they might have to skip. This is great news. It tells us we are offering classes that students find helpful, in a format they find beneficial.

Of those students who are no longer taking our classes, 29% indicated they achieved their training goals for their dog. Another 57% noted that we did not have any additional classes they were interested in taking or there were no classes at times they could take. This certainly lets us know there is an opportunity for us to offer more advanced classes for our students. One-hundred percent of the respondents to the survey said they would recommend our classes to others, even if they noted some dissatisfaction with the format of our classes (they didn't like that new students could start each week) or didn't find the skills that we taught were those that were needed by their dog.

One of the features of our training classes that stands out when students get the opportunity to tell us what they found most helpful is our trainers. Fifty-seven percent of those who provided a comment noted the wonderful trainers in our classes. They noted their helpfulness, their knowledge and the personal attention they provided.

*The knowledgeable trainers were extremely helpful.  
I felt there was fantastic teacher to student ratio so we could always had the help and attention we needed!  
Helpful instructors*

Our trainers were also mentioned when students could provide us with any additional comments.

*The trainers are great!  
Love the trainers! ...  
Enjoyed the classes, especially the one on one help from the trainers.*

Many fewer people provided feedback about what was least helpful to their learning experience. Several noted they could think of nothing or had no feedback to provide for this question. The only consistent comment noted in this section was the size of the classes and this has already been adjusted to provide the best learning environment for the students.

Overall, the feedback we have received about our classes is positive. We would love to get more feedback from our students to make sure we continue to offer useful, informative, and effective classes. We will continue to solicit feedback and make it as convenient as possible for our students to tell us what works well for them.

Some final words from our students:

*In general I thought it was well taught and money well spent.  
I am amazed at how well most of the dogs seem to learn in such big classes.  
We got so much from the training. Everything was wonderful...  
I have already recommended this training to others who are looking to train their dogs.  
They are very fun! Continue to keep the atmosphere fun, exciting, and upbeat!*

## Digging In the Garden by Cinder Wilkinson, KPA-CTP, CPDT-KA

As the weather improves, I am hearing from many more clients about digging and plant trampling issues. We love our dogs and we love our gardens, and we want it to be possible to love them together! We handle these issues with a combination of management and training. Both are important factors. However, some families find satisfaction with just taking some management steps. So feel free to implement just the management tools here before taking the training steps, if that provides a good solution for you and your dog!

It's great that you are allowing your dog more outside time, and the opportunity to be with you outdoors. It's also great that you are supervising him, so that he doesn't get the opportunity to practice the behavior that you don't want. Let's begin by taking that supervision one step further, and keeping him on a leash or a long line while you are out with him, so that you can prevent him from beginning to dig, reward him for returning to you, and redirect him to another activity which is more appropriate, like chewing an appropriate dog toy, or playing ball or frisbee with you. If you are gardening and occupied, and don't want any assistance with the digging, it is perfectly fine to tether him to a post, a heavy piece of lawn furniture, or a tree, in the shade, with a chewie, or a toy, that way he is able to be out, and with you, but not practicing inappropriate behavior. Always keep a selection of different types of toys available that are okay for him to play with and chew. For dogs who have a strong desire to dig, like terriers and northern breed dogs, giving them their own digging areas can really help. Use something like a sandbox, or a kiddie pool filled with dirt, and make it the best place to dig, by burying some toys and treats in the pool. When your dog tries to dig in other areas, interrupt him by clapping your hands, take his leash and take him to the digging area, treat him for being there, and encourage him to dig in his own area. Small fencing around the garden beds may discourage him from entering them and trampling plants, too.

When you are just spending time together outside, you can work on teaching him appropriate games to play with you. Fetch, frisbee, and tug are all good choices. They will build your relationship, and help to exercise your dog. When you are ready to do some actual training, we'll start teaching him the boundaries of garden areas. To do this, we first use a clicker, which is a small noisemaker available at novelty stores and most pet stores. We use the clicker like a camera to "click" a photo of the behavior we want. We follow this immediately with a tiny food treat. The dog learns that Click=Treat, and that click means the behavior happening at the time of the click is something we will reward, so they begin to repeat behaviors we click. You will also want some of the little metal and plastic boundary flags which are available at most hardware stores. Step one in boundary training is to teach your dog to target a flag with his nose. This can be done in the house, or outdoors. Just present the flag held in one hand, when the dog shows interest, click and treat, continue to click and treat for movement closer and closer to the flag until the dog is touching the flag with his nose and coming back toward you to get his treat. Step two is to move the flags to the garden, stick them in the ground, and begin the process again. Step three is to gradually move yourself back a bit, so the dog is targeting the flag, then moving away from the flag to you for the treat. Step four is to walk the dog, on a leash, around the garden, clicking for targeting each flag, and treating when the dog gets to you. Practice this often, twice daily, or more if possible, for a few weeks, then gradually reduce your use of the clicker, remove the flags, and continue to make it pay off for the dog to come away from the garden beds, with treats sometimes, toys sometimes, play, or praise and petting. Once your dog is in the habit of moving away from the beds, and finds it consistently rewarding, he will stay out of the beds and spend his outdoor time playing with you, or relaxing with a chew toy. This should make outdoor time much more fun and relaxing for both of you!

For more information on dogs and gardening, see the book, *Dog Friendly Gardens, Garden Friendly Dogs*, by Cheryl Smith.

For more information on boundary training, or other animal training, contact Cinder at [www.bestfriendpetcare.com](http://www.bestfriendpetcare.com), [top-dog@bestfriendpetcare.com](mailto:top-dog@bestfriendpetcare.com), or 314-477-PETS

He is your friend, your partner, your defender, your dog. You are his life, his love, his leader. He will be yours, faithful and true, to the last beat of his heart. You owe it to him to be worthy of such devotion. ...— Author Unknown

## Working Toward a Perfect Score By Lucy Bailey

In April I traveled to Oregon to attend a workshop by Michele Pouliot, who has been a highly successful obedience competitor in the past. More recently she has been recognized as an expert in the sport of Freestyle, or dancing with your dog. As a professional she has trained hundreds of guide dogs for people who are blind. Guide dog training has a long history of coercive methods. Michele made the transition to positive reinforcement herself and then went on to help change the culture of guide dog training, too. When she shows videos of guide dogs performing it is easy to see which ones have been trained traditionally and which have been trained with positive reinforcement. To me, the outstanding differences were in attitude, confidence and precision. The dogs trained without force were more consistent in where they stopped at a street crossing, held their heads and tails higher, and used fewer extra motions.

Guide dog training is a lot like obedience training in that the dogs must perform the same tasks over and over reliably. During training it is important to keep them in problem solving mode and wanting to learn new behavior. Michele's advice is to teach lots of extra behaviors that are not important to you just to keep reliability, keep learning fun and maintain a bond.

The attendees at the seminar were from a variety of backgrounds, but almost all had a lot of experience and came from traditional training methods. Some had already trained quite a bit using force free methods and some were still at the beginning of their transition. Michele pointed out that the transition requires a whole new skill set and spent some time reviewing. She recommends clicking early if timing is a challenge. She recommends delivering treats to a position that builds desired muscle memory or causes a dog to re-think moving after the click. For instance, for a dog that wraps in front, deliver off to the left. For a dog that pops up from a down, deliver between its front legs. Participants had been surveyed in advance to find out what topics were of greatest interest. The topics of greatest interest to most were heeling, retrieve, attention and attitude/enthusiasm, performance excellence (precision to within ½ point) and using platforms in training.

Michele repeated certain ideas throughout the two days during the discussion and demonstration of all of these topics and more. Fundamental to everything was building a bank account of positive feelings and unexpected fun. Without actually saying so, she implied over and over that both require lots of practice and everything builds over time. She encouraged us to make the dog a believer. The dog needs to believe that the handler is the best reinforcer possible. The dog needs to believe that the handler has a hollow leg and an endless supply of treats; that surprises are always possible; that good and wonderful things may occur upon entering the ring or the approach of a judge or a steward. In regard to platform training, the dog needs to believe that the platform is always there, even if it is out of sight.

At all levels, Michele suggests thinking about what you can take in the ring with you. Build the dog's excitement about you, your ring demeanor, the dumbbell, the presence of the judge, your nervous behavior and other things that you will have in the ring. I have been trying this with my dogs for the past week. When they are hanging out doing nothing in particular, I will stand up straight, hands at my sides, look straight ahead, take a step and halt, take a step and halt. My dogs have quickly learned that this behavior on my part means that wonderful things are about to happen. Maybe I will throw treats on the floor. Maybe I will next run to get treats for all. Maybe I will ask for six behaviors, then run for the treats. Now, as soon as one dog sees me take the first step it joins me immediately, all happy and eager to see what will happen next. Any other available dog joins us immediately thereafter.

Michele emphasized the need to plan for your goal, whatever it may be. She mentioned that she has never heard of anyone who achieved a score of 200 in Novice who stopped there and did not go on. As it chanced, in my first show with my first dog, we won first place in a Novice A class of 63 dogs with a score of 195. I am not sure that is what has kept me going all these years, but it certainly was fun and exciting!

Also related to goals, Michele recommends training for Utility from the start instead of training for Novice, showing in Novice, then deciding to train in Open. The Monday night Clicker Competition class for people who want to do advanced work is designed with this concept in mind. For success in the ring, there is a lot more than simply training a dog to do a series of exercises. For outstanding success in the ring, it is important that you and the dog are both looking forward to having a good time together.

Begin by assessing what you have. What is your dog's current attitude when you begin to train? How about when you act formal? How about when you go into a ring together? When you just stand there, how much does your dog interact with you? Try interacting with your dog. The more your dog stays with you, the more ready it is to go into the ring. Does your dog want to stay with you? How long? Is it looking in your pockets? Develop an enjoyment of staying with you in a training situation.

Michele says, "Allow the dog to experience the ritual of time in the ring spent doing love and affection." I particularly liked an exercise she did in which each of the 16 dog/handler teams in attendance entered a ring with a judge and a steward present. They started off just as they would at a trial. The first time through, every dog held relatively still and quiet. All remained in heel position. Many looked around, glancing at the handler occasionally. Some yawned, some panted, some twitched their ears. The judge said, "Are you ready?" The handlers said, "Yes." The judge said "Foreward." At that point, all of the handlers all followed directions beautifully. They took one step forward then dropped to the floor, interacting with the dog in a way that elicited a joyful reaction. Some lay flat on their backs and the dog licked them all over. Some brought out a favorite toy to play energetically. Some cuddled quietly, scratching just the right spot while the dog's tail thumped. Some produced treat after treat after treat with their dog eagerly engaged.

Each dog handler team entered the ring and repeated the process three times. (Michele recommends five or six times in training, but it would have taken too long in the seminar.) By the third time in the ring, the dogs appeared to be transformed. The only thing that was the same is that they all remained in heel position. Otherwise, the dogs were moving briskly, ears up, tails up, focused steadily on the handler, watching carefully, just the way I hope my dogs will behave when they enter the ring with me.

Michele asked us all whether we wanted a dog who wants to stay in the ring or a dog that can't wait to get out. This was partly in reference to trainers who teach their dogs that a big reward is waiting for them if only they can hold out and do a few things in the ring first. "Think about what you are training," she says. This did, indeed, give me something to think about! Here are some ideas from Michele that I particularly appreciated. In regard to those who are sure that the training they are doing is going to work eventually she quoted Dr. Phil, saying "How's that workin' for ya?" For those who cannot imagine that the dog they have will ever perform as easily as some of the top dogs they have seen, she says, "There are dogs that just do it." Most of us do not have one of those dogs.

In helping those newer to clicker training, she provides the reminder to "Don't waste your free click." This is always a good reminder for seasoned trainers, too. Any time a dog is presented with a new object or situation, it is very likely to show immediate interest. That moment is the time to get in a first click which may be a very helpful in shaping a new behavior. Related to this, Michele also says, "A clicker is no good unless it's cocked and ready." In other words, be ready to train at all times.

Michele demonstrated clearly how the clicker can be used to fine tune behavior. She also encouraged us to know our dogs well and to develop a strong, trusting relationship. "I think you can drive an animal nuts with precision," she said. She has noticed people working for precision in ways that do not lead to success. "Get-it-in is a two-part cue." Get-it-in is a cue often used by handlers looking for precision. They say it after the dog has come to heel but not quite in the desired position. Dogs who do not land straight in heel position the first time are not going to be top scoring dogs. We need to be careful to keep it fun for the dog at all times. Michele's solution to this is to train with platforms.

The platforms are two or three inches high and just wide enough and long enough for the dog to stand on (or sit on, if that is the position desired). The dog is shaped to stand (or sit) on the platform. The platform is an entirely positive experience and the dog is reinforced repeatedly for being on it. If the platform is present it is a magnet for Michele's dogs. She emphasizes that it is never to be discouraged and shows an entertaining video of trying to pick up a platform to put it away while the dog is still eagerly trying to climb on.

The platforms are helpful in a variety of ways. Once a dog will head for it wherever it is, the platform can be positioned so that the dog is in precise heel position or exactly straight in front when on it. This is very helpful to both dog and handler in that they can both get used to exactly what it looks like when the dog is perfectly positioned. For the handler, it is easier to maintain formal position, knowing the dog is where they should be. For the dog, the target (the handler) looks just as they will in the ring, so they are practicing the finished performance. Two platforms may be used to teach cues for each position. In training for Freestyle, Michele uses three platforms because her dogs need to work on the right side, too. Once the dogs become familiar with the cues for the positions and moved into them repeatedly, the platforms can be removed and the dogs move precisely into position, anyway.

Platforms are also a great way to build up distance. With the dog practically glued to the platform, stays become much easier. Michele demonstrated how she uses the platforms to teach go-outs in utility, too. It is so easy to send the dog out to the platform. After many repetitions of run out, turn and sit, Michele fades the platform gradually by putting it farther and farther away, as in beyond the open ring gating, then beyond the closed ring gating, then partly hidden behind a chair and a cooler, then completely out of sight.

Michele's training is based on building trust, muscle memory, a history of reinforcement and anticipation. I am so glad to have had a chance to attend this seminar. I particularly enjoyed the variety of canine personalities who reacted in different ways. I enjoyed seeing trainers at various levels of experience both in obedience competition and with using clickers. All were fully engaged and appeared dedicated to finding better ways to train and to relate to their dogs. I came home inspired to train my own dogs and gained new insights into how to help others with their dogs.

## WYSIWYG History - Gwin's Road to a CD by Linda Schulte

No, not Gwin's favorite songs - An obedience title! For those of you who may not be familiar, a "CD" is the first title that you can earn in regular AKC obedience. It is the Companion Dog title awarded after you receive a passing score in the Novice class under three different judges.

Although Gwin lived with Lucy Bailey for her first 2+ years, I was active in her puppy and obedience class training. This was the period of time when the club taught classes in The College School's gym and puppy classes in their lower level hallway.

In late 1994/early 1995, we felt we were ready to compete. We could do well enough in heeling, figure-8, and off lead heeling to pass these exercises. Gwin's recall was enthusiastic, often charging up and bouncing off the front of my legs before dropping into her sit. Gwin's sit and down stays were rock solid. Ah, but the Stand for Examination was our challenge!

During classes in our familiar surroundings, the Stand for Examination was no problem. But once we were in a new location with a strange person approaching, that was a different story! We failed this portion of the Novice class at least a handful of times. Gwin would usually walk away from the judge towards where I was standing. But we were not to be discouraged!


It was March of 1995 when we were in Louisville for a big dog show. Gwin's two pups, Moose and Taly were being shown in conformation and Gwin was signed up for novice obedience. We failed the Stand for Examination exercise our first two days in the ring.

The second afternoon, a Welsh terrier person offered to work with us. So I stood Gwin up, told her to stay and left her. As soon as he approached she walked toward me. I don't believe I said anything to Gwin but I picked her up and placed her in the same place. He approached again and she walked away. After a few more times of placing her back in the same spot she finally got it. It was as if the light bulb appeared over her head, "oh, you don't want me to move my feet! Why didn't you say so!"

The next day, we passed the Stand for Examination and all the other exercises! We had earned our first leg in Novice obedience. Of course, it was not without a little comedy. During the stand for examination, Gwin looked like a push puppet. You know, the ones where you push the button on the bottom of a base and the animal collapses or folds over. Gwin leaned so far to try to avoid the judge without moving her feet that she resembled a push puppet. I'm not sure how she didn't fall over! Even though our score was just 170 (the minimum qualifying score), Gwin won the pewter bowl sponsored by the Welsh Terrier Club of America for the highest scoring Welsh Terrier in obedience and the award for highest scoring Welsh Terrier in the Novice B class. The other two or three Welsh terriers did not have qualifying scores.

Whew, we had made it over a hump!

Our next shows were at a fairground in mid-Illinois. It seems that the obedience rings were in one of the exhibit barns. There were mats laid over the concrete floors. A big barn door was open near the Novice ring to let in more light and a flow of air. The first day I lost Gwin's attention at least twice between exercises while she inspected what was happening outside the barn. Or maybe she was wishing she were outside rather than in the ring. We had no trouble with the Stand exercise and made our way through all the other exercises well enough to qualify for our second leg.



Gwin and Linda Waiting for long sits and downs in Louisville



The second day, it was cooler and I believe the barn door was closed. We made it through heeling, figure-8 and the stand. Then we moved on to the heel-free exercise. We did well through the first section: forward, halt, forward, right turn, slow, normal, about turn and then the judge said, "fast." I sped up and Gwin did also. However, rather than a nice quick trot next to me, Gwin started springing in the air, remaining by my side the entire time. We continued on... me: run, run... Gwin: boing boing... run, run... boing, boing... until the judge said, "normal." At this point, I returned to my normal stride but Gwin continued springing along and somehow managed to stay in heel position. Then the judge said, "halt." I pulled up to stop and Gwin did one last spring into the air and dropped into a perfect sit next to me. I could tell the judge was enjoying our comical performance as she had a big grin on her face! We completed our long sits and downs and had our third qualifying leg and a huge laugh.

This completed our trip down the road to our AKC Companion Dog title. You just never know what terriers may do to keep things interesting and entertaining – just ask Lucy!

Gwin was my first Welsh terrier and I adopted her from Lucy when she was about 2.5 years. However, I was a part of her life since I drove with Lucy to pick her up. Lucy picked her out of a litter of eight, 8-week old puppies, six of them girls! The plan all along was that she would live with Lucy and be the future mother of a litter of Welsh Terriers and then I would adopt her. Some of the long-time GSLTC members may remember her.

\*\*\*\*\*  
**New Club Members**

- January - Diane Goebel
- February - Sarah Hoth
- March - Rita McCoy
- May - Melanie and Jeremy Tillman

\*\*\*\*\*  
The Schmidt is hosting Dog Day from 9:30 a.m. until 1 p.m. on Saturday, June 18, in connection with the exhibit Dog Days of Summer (June 2—July 29) which features 26 sculptures of dogs from the American Kennel Club Museum of the Dog <<http://www.museumofthedog.org/>> and encaustic paintings of trees by Raymond Yeager of Jacksonville, Illinois.

In past years we have held a Family Fun Day with indoor and outdoor hands-on art activities in connection with the summer exhibit. Because of the theme of this exhibit, we have invited the Gateway Pet Guardians <<http://gatewaypets.com/>> , a non-profit organization that takes care of stray dogs in East St. Louis, to join us in presenting outdoor activities as a fundraiser for both the GPG and the Schmidt's children's programming.

Planned outdoor activities include:

- \* Dog walk on the Amlung Nature Trail
- \* Dog agility course with stations at each of the outdoor sculptures around the Schmidt
- \* Vendor tables offered to pet-related businesses including vets, groomers, kennels, etc.
- \* Doggie and people ice cream
- \* Hot dogs and soda
- \* Musical entertainment
- \* Dog-related art activities
- \* Demonstrations
- \* Pet supplies donation drive for stray rescue

Adoptable dogs from Gateway Pet Guardians will be in attendance to help us celebrate as they look for their "forever homes." For an additional fee, people can enter their dogs in a talent show or have its portrait drawn. \$10/adult, \$5/dog, children 12 and under free. Owners & visitors can purchase an entrance wristband (good for admission and 2 food tickets) at registration booth. Visitors with dogs must sign a release indicating they will keep their dogs on a leash and the animal is up-to-date on all shots.

## I Love It When It Works! By Susan Fishbein

We read the articles and books, listen attentively at the seminars and conferences, practice diligently at the workshops, and try to translate that knowledge to our students. What is the trainer's reinforcement for all of this effort? It's seeing the "ah-ha" moment when a dog's brain engages with the training, the surprise in the owner's eye that *their* dog can do this and the connection that forms between them. Then, occasionally, we get a jackpot!

One of these jackpot moments happened recently in our Thursday evening puppy class. As students were entering the training room among the usual hubbub that accompanies the registration time, the inside door of the Shrewsbury Community Center multipurpose room opened and a middle-aged man entered with a Belgian malinois puppy that was alternately splaying on the floor and trying to back out of his prong collar. The desolate look on Terry's face said it all – he was embarrassed and disappointed by his puppy's behavior. After all, this is a *malinois!* The breed of law enforcement and military working dogs! A *man's* dog! Tough ... brave ... formidable. His puppy shouldn't be a quivering bowl of jelly on the training room floor.

The first challenge was to try to explain to Terry about taking Willy off of the prong collar. "But all of my friends that have mals say that's the best way to control him," was the response. So, we calmly explained that in training class, we don't use them and he clipped the leash to Willy's buckle collar. Twice during class, Willy backed out of his buckle collar, so we explained to Terry about the advantages of a martingale collar.

We worked during class with Terry listening to the clicker protocols and working very hard to click and treat Willy for basic attention, sitting and recalls. Willy responded, but was still quite stressed. Willy went into the play group with the quieter, shyer, younger dogs and was too stressed and frightened to play with anybody. He was even scared of the miniature dachshund puppy. Terry, again, looked disappointed, but we reassured him that this behavior is typical of first time puppies and that we were quite certain he would be better next week.

Class ended and none of the trainers were quite certain we would see Terry and Willy again. And the next week we didn't.

Two weeks later, however, as the class was entering the training room, in walked a beaming Terry with a confident, prancing Willy on a spiffy new martingale collar. I walked up and asked him how it's been going. Terry replied, "We didn't come last week because he got neutered, but I can't believe the difference one class made!"


### Jackpot!

(continued from page 15)

I recently came across the reason that might be setting Lulu off in an article appropriately titled "The Difficult Dog". It is from the Behavior and Training Department of The Marin Humane Society and contributed by Trish King, their Director. This is what she had to say: "Dogs do not walk in straight lines, as many an owner has realized as his dog pulls first this way, then that way. Dogs use all their senses when walking, and they'll follow each of them. When a dog is moving in a straight line it is because he has sensed something he wants to investigate or to chase. In other words, he's on some sort of mission. When placed on a leash, many dogs do walk in a straight line, because their guardian is pulling back, thus forcing the dog to peer forward with chest thrust out – a position that automatically challenges other dogs." Well, there you have it. As I thought back over the dogs that Lulu usually reacts to they are usually pulling at the end of their leash, even if they aren't lunging and barking they are charging out front with tight leashes pulling their person along with their chests thrust out. God forbid that dog also bark or lunge. That is enough to turn my Lulu into a psycho dog that has prompted many a dog's persons to shoot me smug, nasty, dirty looks. But, I am usually too busy trying to work with her to even mumble an apology or shoot a dirty look back because after all "their dog started it".

I know that it is rude behavior for dogs to stare directly at another dog and Lulu definitely has this inappropriate habit, which can make other dogs quite nervous and react to Lulu. But, the other dogs that Lulu will react to are big fluffy Border Collie type dogs. They could be walking nicely on leash and look over at us and all of a sudden Lulu is going crazy. According to Trish King border collies are bred for their "eye" which is their intense gaze. I definitely think this could be setting Lulu off. While there is nothing I can do about the Border Collies looking at Lulu, it does help give me an understanding of just what is setting her off. And understanding is all part of that quest that we have to communicate with our dogs. In the meantime, Lulu and I will keep playing "go find" on walks and just maybe we will eventually be able to walk by ALL dogs with only so much as a glance.

**I think dogs are the most amazing creatures; they give unconditional love.  
For me they are the role model for being alive. ...Gilda Radner**



## **I love it when it works!** By Kate Dolnick

I started my quest for knowledge with the GSLTC over 2 years ago. Shortly after beginning the Trainer Classes with Lucy and Lorraine, my husband and I adopted Lulu, a Pit bull mix, from the HSMO. She joined two other dogs (Sammy and Buddy) and a cat (Edda) at home. I had done my research and knew that Pit bulls could be more of a challenge when it came to training. But, I wanted to rescue one of these much maligned dogs and show everybody just how wrong they were about these cuter than cute dogs. I loved their boxy heads & their goofy smiles. Besides I just knew that with all the knowledge I was acquiring we were going to do wonderfully. To make it even more of a challenge we adopted her at the purely blissful adolescent age of 7 to 9 months of age. (I do think it is important to note that I had read where we would be smarter to adopt an older dog, say 2 to 3 years old, but my husband swayed me. It was a weak moment, and she was just so “doggone” cute).

To say that I was naïve is an understatement. I had dreams of Lulu growing into a therapy dog or an agility champion – one who would make me proud and show the world just how special she was. Well, just as we have to let our children choose their own paths, I have realized that with some dogs our dreams are not necessarily theirs. Several of you have met my emotionally charged, goofy, whiny, wiggly, dog-selective, people-loving girl. If you haven't met her, you may have heard about our long journey for “good behavior and polite manners”. While I know that what is deemed as good behavior is only my “human” interpretation as to what is appropriate, she also doesn't seem to always comprehend what is appropriate in her own canine world. This has put me on a journey of trying to figure out how to teach her not only what is appropriate in our world, but how to get along with other dogs. How I wish she would have attended one of the GSLTC puppy classes. I am sure she would be a different dog, but then she probably wouldn't have been surrendered and she wouldn't be in my life. But I digress.

The emotional spectrum I have experienced has gone from being in tears to wanting to dance at the slightest improvement in behavior. It has cost us a fortune in equipment, treats, vet bills (yes, we actually saw the doggie psychologist) and sturdy toys; yet brought me more joy than I could have imagined. She will never be that hospital therapy dog or sit quietly next to a child while they read at school, but she is “my therapy” dog. When I have cried, she comes to me and licks away my tears. She cuddles up to me when I just need a warm body next to me while I read or watch TV. She has learned how to gently play tug and wait nicely before going outside. She has helped me research and understand more about dogs and their behaviors than I ever would have if she hadn't been “my girl.” We will still keep plugging away and hopefully one day she will get her CGC. But if not, she will still make me laugh at her goofy antics and still keep me learning more about how we can better communicate with each other. In the meantime, I hope no one will hold it against me when I am slightly envious as I watch Pit bulls with their people walking nicely on leash at the park.

Now, in that quest to walk nicely on leash and not react to other dogs here is the latest information I have started to work on with Lulu. We started the “go find” game this past winter. We played it in the house. I would take a treat & put it in a paper towel holder or toilet paper roll. At first I would place it in the room where she could see it as she was in a sit-stay. Then I would release her and at first pointed to the treat & would say “go find”. She caught on quickly & before long I could walk into other rooms and various floors of my house hiding her treats. She would get so excited that she would run and her feet would slide out from under her once she was released to “go find”. I even got to where I would put her treats slightly behind a door. I know that you could just hide the treat without the roll, but she seemed to like the challenge of finding it and also having to figure out how to get it out of the roll. Ok – I know; how does this help when it comes to walking nicely on leash and ignoring other dogs?

Lulu is reactive to some dogs on walks & I have wracked my brain to try and see why she still reacts to some dogs and not so much to others. I have tried many things to get her not to lunge, bark, whine and growl at other dogs as they walk by on the other side of the street. The light bulb went off & I decided we should play the “go find” game on our walks. I have read that a dog lowering its head to eat has a naturally calming effect for that dog, and also sends out a calming signal to any other dogs. It is a counter-conditioning method that I had tried in the past, but I recently gave it a go again. In the past I would throw a bunch of treats down in one spot and we would have to stop while she would eat all the treats. But, when she stopped she was still apt to focus on the other dog so after many attempts we moved on to trying other things – which sometimes was just to turn and walk in the other direction. This is how I am doing it now.

When we come across a dog being walked that I know gets Lulu excited I fill my hand with treats. I get her attention early and start throwing them down on the ground one at a time in front of her and say “go find”. Obviously this is different than searching in the house, but the distraction level is raised here and she is familiar with having to look for a treat – so she understands the cue. As soon as she picks that one up I throw down another and say the same thing. She may still look over towards the dog, but I keep throwing the treats and we keep moving. It is important to note that I am not always the best treat tosser and sometimes in my attempt to keep the leash loose have to pick up my pace to match hers as I want her to stay focused on the game. Once we are past the dog the treats stop. It is working and just yesterday we walked by a Beagle whose mom has shot me dirty looks in the past over the way Lulu reacts, and I am proud to say that my Pit Bull was more interested in the game and treats and her Beagle was barking and pulling on the leash. If I am gloating a bit, please pardon me, but it was a wonderful moment. However, I am sure we will have our setbacks. Lulu has been a wonderful teacher and I her student on learning patience.

(continued on page 14)

# Obediently Yours

## GREATER ST. LOUIS TRAINING CLUB

Greater St. Louis Training Club is a non-profit organization that advocates and delivers innovative force-free canine training, sponsors events, and provides education for dog enthusiasts to advance the human-canine relationship.



Current Class Schedules are posted at our website: [www.gsltc.org](http://www.gsltc.org)

### 2010-2011 Officers & Board

#### Officers

President Mary Duncan

1st Vice President Cinder Wilkinson-Kenner, CPDT-KA, KPA-CTP

2nd Vice President Dixie Tenny, CPDT-KA, KPA-CTP

Secretary Fran Beezley

Treasurer Martin Schnitker

#### Board

Board Officer 2nd year:

Patti Crites, Soila Sukupolvi-Petty, and Barb Kohner

Board Officer 1st year:

Bill Giese, Linda Medlin and Linda Scroggins

Our history begins before World War II. **Greater Saint Louis Training Club** was founded in 1940, making it the oldest obedience training club in the Saint Louis area. GSLTC has proudly offered over 60 years of obedience training and over 50 years of obedience trials. We are also the only AKC-member obedience club in the St. Louis area.

GSLTC prides itself on being noncommercial, nonprofit, and community centered. Our membership includes many pet owners as well as people who are active in every branch of dog sports. Our members enjoy:

- ◆ social events
- ◆ a newsletter
- ◆ class discounts
- ◆ the chance to make friends with other people who love working and playing with their dogs.

Club members have opportunities to participate in club activities such as:

- ◆ our annual obedience trial
- ◆ seminars
- ◆ community service programs

Those interested in becoming volunteer trainers for the club may apply to take our six-month Trainers' Course, apprentice with experienced trainers, and eventually become assistant and perhaps even head trainers for the club.

**Interested in joining the Greater St. Louis Training Club? Visit our website for an application: [www.gsltr.org](http://www.gsltr.org)** Note: *Two sponsors who are club members are required for membership. If you are taking classes with us, talk to your trainers about club sponsorship. If you aren't in classes, find sponsors by coming to a club event, our obedience trial, or a Behavior and Training 101 class and introducing yourself to members of our club.*

Articles appearing in this newsletter do not necessarily constitute an endorsement of the subject matter by the Greater St. Louis Training Club, Inc. Any articles appearing herein may be reprinted, if credit is given to the author and OBEDIENTLY YOURS, unless special permission has been granted by the Editor only. All dues paying members who do not have electronic access to this newsletter will receive a free subscription. Subscription rate for non-members is \$18 per year. Mail check with request to GSLTC.

### Training Class Overview

At GSLTC classes, our trainers teach owners to train their dogs. Our trainers use **positive training methods** at all levels of training. Clicker training is our basic method of instruction. Our classes combine group instruction with individual attention. Our goal is to meet the needs of each owner and each dog. Our classes each year begin in early January and end at Thanksgiving weekend (Puppy classes run through mid-December).

The first step for prospective students is to attend a Behavior and Training 101 (BAT101) session before registering for a class. This class is a 2-hour slide presentation with video clips and live demonstrations. Material covered includes how dogs learn, what training methods we use, tips on managing common behavior problems at home, and how to prepare for training classes. BAT101 is required before a student can register for an entry-level class.